

---

# VICTORIAN ENTOMOLOGIST



---


*VOL. 32 No. 5*

*OCTOBER 2002*

*Print Post Approved PP 349018/00058*

*Price: \$ 3.00*

---



---

*News Bulletin of The Entomological Society of Victoria Inc.*

---

## THE ENTOMOLOGICAL SOCIETY OF VICTORIA (Inc)

### MEMBERSHIP

Any person with an interest in entomology shall be eligible for Ordinary membership. Members of the Society include professional, amateur and student entomologists, all of whom receive the Society's News Bulletin, the Victorian Entomologist.

### OBJECTIVES

The aims of the Society are:

- (a) to stimulate the scientific study and discussion of all aspects of entomology,
- (b) to gather, disseminate and record knowledge of all identifiable Australian insect species,
- (c) to compile a comprehensive list of all Victorian insect species,
- (d) to bring together in a congenial but scientific atmosphere all persons interested in entomology.

### MEETINGS

The Society's meetings are held at La Trobe University, 2<sup>nd</sup> Floor, Room 2.29, 215 Franklin Street, Melbourne (Opposite the Queen Victoria Market) Melway reference Map 2F B1 at 8 p.m. on the third Friday of even months, with the possible exception of the December meeting which may be held earlier. Lectures by guest speakers or members are a feature of many meetings at which there is ample opportunity for informal discussion between members with similar interests. Forums are also conducted by members on their own particular interest so that others may participate in discussions.

### SUBSCRIPTIONS

Ordinary Member	\$20.00 (overseas members \$22)
Country Member	\$16.00 (Over 100 km from GPO Melbourne)
Student Member	\$12.00
Associate Member	\$ 5.00 (No News Bulletin)

Associate Members, resident at the same address as, and being immediate relatives of an ordinary Member, do not automatically receive the Society's publications but in all other respects rank as ordinary Members.

Cover design by Alan Hyman.

Cover illustration of the Blue Triangle butterfly, *Graphium sarpedon* L. by Rhonda Millen.

## MINUTES OF THE GENERAL MEETING, 20 AUGUST 2002

The Meeting was opened by the President at 8.09 pm.

**Present:** P. Carwardine, D. Dobrosak, I. Endersby, R. Field, A. Kellehear, R. McMahon, P. Marriott, D. Stewart, R. Vagi.

**Visitors:** M. Endersby

**Apologies:** J. Tinetti, K. Walker, G. Weeks.

**Minutes:** Minutes of the General meeting 21 June 2002 [*Vic. Ent.* 32: (4): 45] were accepted. *M: D. Holmes; S: R. McPherson.*

### **Correspondence:**

Items received and tabled:

- Circular No 98 of The Society for Insect Studies

### **Treasurer's Report:**

- Account balances are: General account \$6552; Le Souëf account \$3691. The treasurer noted that 18 members were still unfinancial.

### **Editor's Report:**

The editor reported that he had only a few papers in hand for the next issue and more were required.

### **General Business:**

1. An application for membership were received from Brenda Luiz.
2. Excursion: The date and time of an excursion to Allan Kellehear's country property near Castlemaine was set for Saturday 23 November 2002 10:30 am. See details on Page 77.

### **Speaker:**


The president welcomed Dr. Ross Field from The Department of Natural Resources and Environment who presented a talk on the ecology of the butterflies in the Mountain Ash forests of Gippsland.

Ross accompanied his talk with an impressive array of some 140 slides of adult butterflies, immature stages and habitats. The talk was prefaced by a summary of the establishment of the Forest Gallery at Museum Victoria. This is a living representation of the tall forests of Gippsland in the Carlton Gardens Museum complex. The establishment of the Forest Gallery exhibit required the relocation of mature eucalypts and acacias, some up to 23m tall.

Ross pointed out that Museum Victoria's bioinformatics web site (located at <http://www.museum.vic.gov.au/bioinformatics/index.htm>) shows some 75 butterfly species within the 1:100,000 topographic maps titled Maffra, Healesville and Matlock. These maps encompass the majority of mountain ash forests within Victoria though some Alpine area are also included within these maps. The Healesville map shows 64 butterfly species though this would probably drop to just over 50 true forest species if Alpine butterflies are excluded.

Five families of butterflies, Hesperiiidae, Papillionidae, Pieridae, Nymphalidae and Lycaenidae, have been found within the Mountain Ash Forests. Some of these are vagrants such as *Belenois java teutonia* and some have been found at the fringes of the forests such as *Delias aganippe*.

Ross showed some excellent macro photographs of the life history of species within each of the five families including *Graphium macleayanum macleayanum*, *Tisiphone abeona albifacia*, *Hypochrysops byzos byzos*, *Pseudalmenus chlorinda zephyrus* and *Candalides consimilus goodingi*.



One of the many butterflies of the Mountain Ash forests of Gippsland shown by Ross Field *Pseudalmenus chlorinda zephyrus*. Photo courtesy of Ross Field, scanned by Ken Walker.

The President thanked the speaker on behalf of all present for an informative and interesting talk.

The meeting was closed at 9.31 pm



## MINUTES OF THE COUNCIL MEETING, 20 SEPTEMBER 2002

The Meeting was opened by the President at 8.03 pm.

**Present:** P. Carwardine, D. Dobrosak, I. Endersby, A. Kellehear, J. Tinetti.

**Apologies:** D. Stewart.

**Minutes:** Minutes of the Council meeting 22 March 2002 [*Vic. Ent.* 32: (2): 18] and 19 July 2002 [*Vic. Ent.* 32: (4): 46] were accepted. *M:* A. Kellehear *S:* I. Endersby.

### **Correspondence:**

Field Naturalists Club of Victoria: Letter advising that the Society's nomination of Ian Endersby for the Natural History Medallion was successful and will be presented to Ian on 11 November 2002. The Australian Natural History Medallion is awarded by the FNCV each year to the person judged to have made the most meritorious contribution to the understanding of Australian Natural History. Council congratulates Ian on this achievement.

### **Treasurer's Report:**

- Account balances are: General account \$6437; Le Souëf account \$3695. The Treasurer noted that 10 members were still unfinancial. The Editor agreed to mail a reminder, without the news bulletin, to each of the unfinancial members.

### **Editor's Report:**

- The editor reported that he had only sufficient material for the next issue but none for the December issue of *Vic. Ent.* and further papers were needed.

### **General Business:**

1. The Society's revised draft promotional pamphlet was tabled. Councillors would investigate methods of distributing the pamphlets at suitable venues and as inserts in Natural History publications.
2. Councillor's attention was drawn to an upcoming Terrestrial Invertebrate Group (TIG) meeting on Wednesday October 30, 7:30pm at the Field Naturalists Club of Victoria's (FNCV) hall at Blackburn. Tim New will be speaking at this meeting on the topic of butterflies and butterfly monitoring. Council endorsed discussion with the TIG about possible joint meetings/advertising of meetings and a close cooperation between the Society and the TIG of the FNCV.
3. Council discussed speakers and activities for 2003.
4. It was agreed that D. Dobrosak would request a renewal of the Society's research permit to collect in National Parks from NRE.
5. The October speaker will be Dr. Jenny Shield.
6. The Society's excursion to the President's country property near Castlemaine on 23 November was confirmed. See page 77 for details.

The meeting was closed at 9.15 pm

**Notes on Moths of the Genus *Discophlebia* (R. Felder, 1874)**  
(Lepidoptera: Noctuoidea: Oenosandridae)

Peter Marriott  
marriott@netlink.com.au

**Introduction**

Sometimes those drab moths are worth a closer look. When Lyell and his colleagues were collecting a hundred years ago their collections, which made their way into the Melbourne Museum, did not have many examples of the genus *Discophlebia* R Feldcr, 1874 (Table 2). Too boring or too difficult?

It wasn't until David Holmes' donation of his extensive lepidoptera collection to the Melbourne Museum that specimens of local species of this genus reached numbers large enough for meaningful analysis. There are more than 15,000 moths in the Holmes collection covering a period of more than forty years. It is providing a considerable amount of new information about Victorian moths particularly from the Mornington Peninsula. The insects have been sorted and the label data has begun to be recorded.

This paper provides information about the Victorian distribution and flying times of four species of the genus. They are stout bodied, medium sized, rather drab, greyish moths belonging to the family Oenosandridae. The wing expanse (calculated as twice the distance from the midpoint of the thorax to the apex of the forewing) ranges from 35 to 50 mm for males and from 45 to 65 mm for females. The four species are *Discophlebia catocalina* (Turner, 1903), *Discophlebia celaena* (Turner, 1903), *Discophlebia lucasii* Rosenstock, 1885 and an undescribed species.

The other moths in the Museum collection are also being catalogued and label data recorded. These are stored, broadly, in two ways. The reference collection, based on the George Lyell collection presented in 1932, has been set out to provide representative samples of Australian moths for scientific comparison. Additional material acquired over the years has been accumulated in 'acquisition' drawers. These two sets of specimens, the Holmes collection together with my own provide a progressive record of moths collected over a period of over 110 years. The number of species from each collection is summarised in Table 1.

**Table 1**

Species	Collections				Total
	Number of specimens				
	Reference	Acquisition	Holmes	Marriott	
<i>Discophlebia catocalina</i>	8	1	9	1	19
<i>Discophlebia lucasii</i>	8	1	64	8	81
<i>Discophlebia celaena</i>	11	5	38	11	65
<i>Discophlebia</i> species	1		12		13
<b>Total</b>	<b>28</b>	<b>7</b>	<b>123</b>	<b>20</b>	<b>178</b>

Table 1: Summary of sources of Victorian species of *Discophlebia* from the Melbourne Museum

Key for those species of the genus *Dicophlebia* which may be found in Victoria. (E.D. Edwards)

Note that the species detailed in this article are underlined.

- A The outer margin of the male HW has a broad white band.

Go to B

The outer margin of the male HW does not have broad wide band

Go to C

- B Male with bright yellow tip to abdomen. White usually less than half hindwing.

*Dicophlebia catocalina* (Fig. 5)

Abdomen tip pale but not bright yellow; mallee and dry country species.

*Dicophlebia* species

- C Male antennae 2 with obvious pectinations.

Go to D

Male antennae do not have obvious pectinations.

Go to E

- D Male forewing fairly uniformly grey.

Go to F

Antemedian area of forewing usually very dark. Pectinations not as long as F

*Dicophlebia* species (Alpine species of southern NSW)

- E Male antennae appear thread-like but may have stubby pectinations. HW with dark fringes.

*D. lucasii*. (Fig. 1, 2, 6)

Male antennae appear thread-like but may have stubby, forked pectinations. HW with white fringes.

*Dicophlebia*. species (Fig. 4, 8, 9)

- F HW a bit paler at base but fairly uniformly grey.

Go to G

Basal two thirds of wing very pale. Canberra area, not recorded from Victoria.

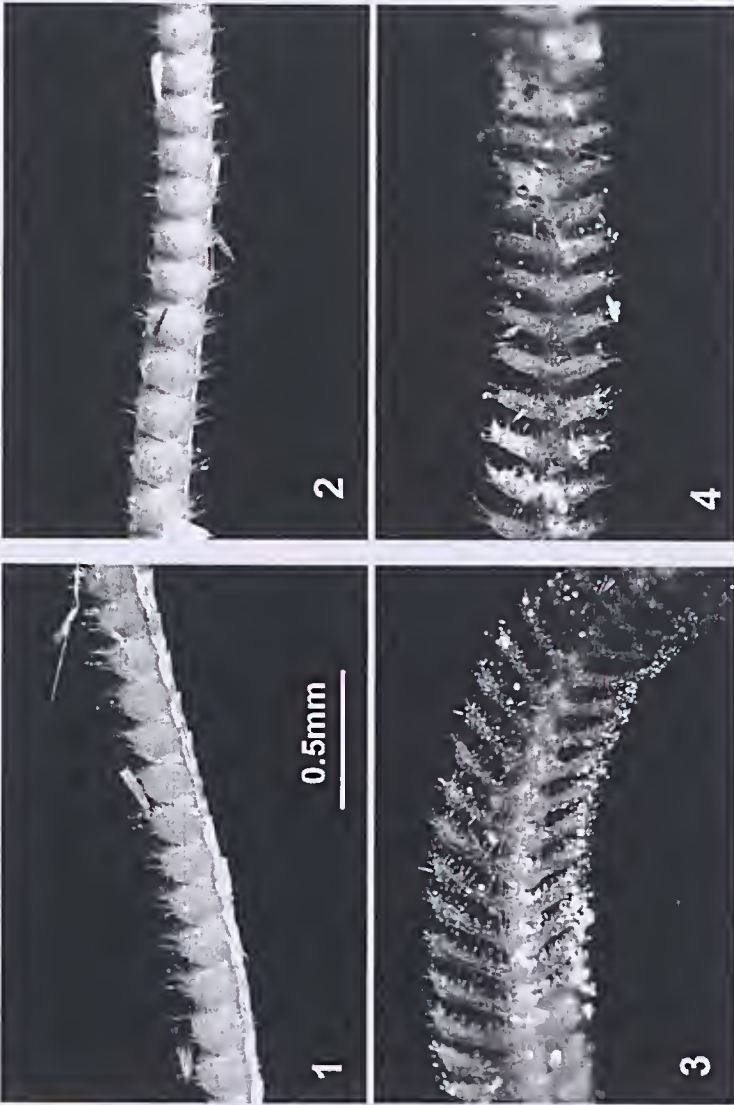
*Dicophlebia* species

- G Male FW uniformly grey, scaling strongly speckled, basal black band not strongly marked.

*Dicophlebia celaena* (Fig. 3, 7)

Male forewing uniformly grey but a silvery grey, basal black band narrow, but prominent.

*Dicophlebia* species



Figures 1 – 4: Photographs showing antennal differences between species of *Discophlebia*. (Fig 1 lateral view, Fig. 2, 3 and 4 ventral view). Figures 1 and 2 are *D. lucasii*; Fig 3 is *D. celaena* and Fig. 4 is an unnamed species of *Discophlebia*.





Figures 5 – 8: Photographs of four species of *Discophlebia* with the male on the left in each case. Fig. 5. *D. catocalina*; Fig. 6 *D. lucasii*; Fig 7 *D. celaena*; Fig. 8 unnamed species of *Discophlebia*

9



Fig. 9 Ventral image of unnamed *Discophlebia* species.

The following information provides a brief outline of each of the local species, the identifying characteristics, locality and flight times. Little is recorded of the larval foodplants.

*D. catocalina* (Fig. 5) is most easily distinguished from the other species by the broad white band on the outer margin of the hind wing. It has been collected in a range of Victorian localities including the north west of the state (Table 2). It has been collected between November and February (Fig. 11) though the limited number with dated labels makes this conclusion speculative for Victoria. The Holmes collection contains 9 dated specimens from the Mornington Peninsula – 2 collected in November, 6 in January and one in February. Larvae has been recorded as feeding on mature Eucalyptus leaves while the early instars show gregarious traits (Common, 1990).

*D. lucasii* (Fig. 6) tends to be browner in appearance than the others. The forewing of the female is distinctive with the first third of the forewing sharply curved and the rest almost parallel to the trailing edge together with a dark curved band about a quarter of the way from the base often filled between the line and the base with dark brown lines or shading. Specimens in the collections come from the eastern part of the state with the Mornington Peninsula being the westernmost record. (Table 2). Specimens have been collected between January and May with most in February and March. (Fig. 11). The antennae appear threadlike. Under the microscope stubby oval pectinations are apparent on the antennae. These carry cillia, many of which are clumped in groups. (Figures 1 and 2)

*D. celaena* (Fig. 7) has easily discernable pectinations (Fig. 3). The forewing of the males is a fairly uniform grey with dark, narrow bands and oval shapes. The type specimen is held in the Melbourne Museum and is included in this survey. The species has been collected from a wide variety of locations (Table 2) between January and May with a single specimen taken in September. The majority of specimens were taken in February, March and April. (Fig. 11)

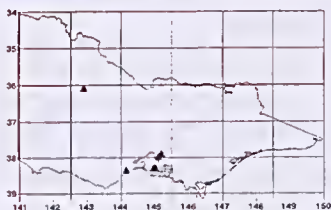
*Discophlebia* species (Fig. 8, 9). This species is apparently undescribed. Forewings and markings are similar to *D. celaena* however, the rear wing has vague white markings and a pale fringe. The

underside has distinct white patches on the basal two thirds (Fig. 9). The antennae are threadlike similar to *D. lucasii*. However, under the microscope the stubby pectinations are slightly forked with scattered cillia (Fig.4). Holmes collected most of the specimens at Red Hill on the Mornington Peninsula. One other specimen was collected by Lyell at Gisborne. (Table 2). The Holmes' specimens were collected between November and March with most collected in January and February. (Fig. 12)

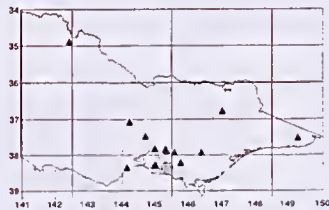
### Locational Data

Table 2: Victorian locations of species of the genus *Discophlebia* species held in the collections.

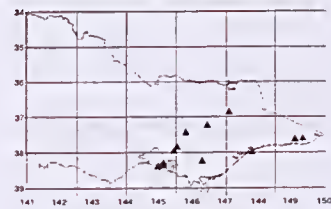
Collection and Acquisition	<i>D. catocalina</i>	<i>D. lucasii</i>	<i>D. celaena</i>	<i>D. species</i>
	Birchip (2) Mordialloc (1) Mulgrave (5) No other data (1)	Timbertop (1) Wandin (1) Upwey (1) Springvale (1) Trafalgar (1) Club Terrace (1)	Cantala (1) Castlemaine (1) Upwey (1) Boronia (3) Melbourne (1) Mitcham (8) Ringwood (2)	Gisborne (1)
Holmes	Dromana (9) Red Hill (1)	Dromana (56) Red Hill (9) Bright (3) Noorinbee (2)	Dromana (3) Red Hill (34) Noorinbee (1) Bright (1)	Red Hill (12)
Marriott	Anglesea (1)	Mt Martha (5) Tootgarook (1) Banksia Peninsula (2)	Anglesea (1) Riddells Creek (2) Gembrook (2) Tyers Junction (2) Nyora (4)	
Total number of specimens	20	85	67	13



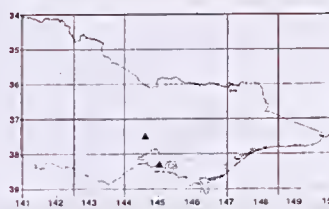
*Discophlebia catocalina*



*Discophlebia celaena*



*Discophlebia lucasii*



*Discophlebia* species

Fig. 11: Distribution maps of Victorian species of the genus *Discophlebia*

## Temporal Information

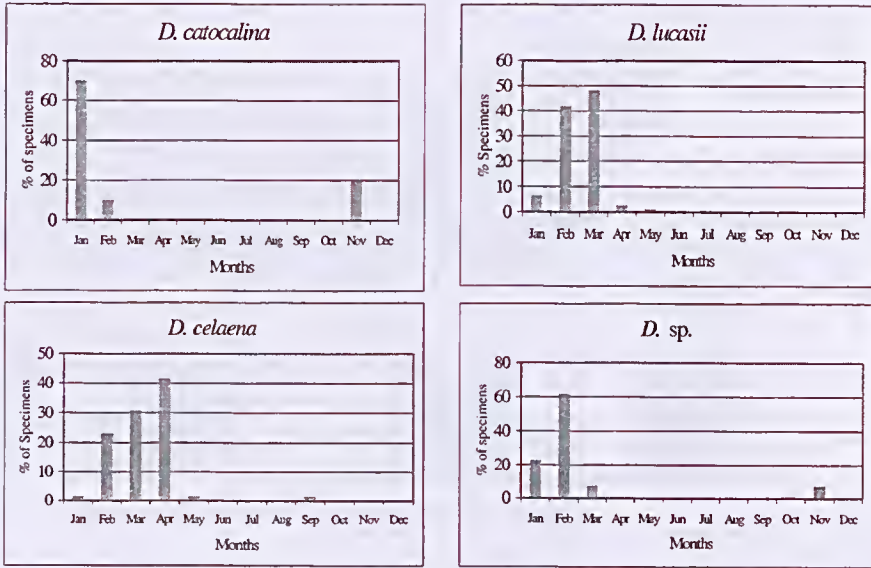


Fig. 12: A comparison of the monthly flight times of the four species of *Discophlebia*.

Table 3: Pattern of collection for each species for each decade beginning with the year shown.

	<i>D. catocalina</i>	<i>D. lucasii</i>	<i>D. celaena</i>	<i>D. species</i>
1890			1	
1900		1		
1910				
1920		1	1	1
1930	1	1	2	
1940			6	
1950	1	4	13	6
1960		1	11	5
1970	1	8	17	1
1980	6	53	3	
1990		12	2	
2000	1		9	
<b>Totals</b>	<b>10</b>	<b>81</b>	<b>65</b>	<b>13</b>

### Notes

As is usual there are always more questions than answers.

Few specimens in the Melbourne collections were collected in the first part of the 20<sup>th</sup> century. Without David Holmes' specimens the representation would be very slight. (Tables 2 and 3). Why this should be so is unclear.



David Holmes collected *Discophlebia celaena* and *D. lucasii* in both Dromana and Red Hill. However, though these two localities are approximately 5 km apart on the Mornington Peninsula, there appears to be a difference in frequency of collection. *D. lucasii* was more frequently taken at Dromana (56 to 9) while *D. celaena* was more frequently taken at Red Hill (34 to 3). My own collecting has produced *D. lucasii* from coastal locations and *D. celaena* from a far wider variety of locations, frequently more inland. I have not collected both from the same location.

The unidentified species appears to have a very limited distribution though this may be a reflection of the small numbers collected. David Holmes collected most at Red Hill between 1950 and 1974. George Lyell took only one specimen in Gisborne in 1925. Given that he was collecting in that area from the 1890s it is possible that this was a vagrant.

Lyell collected no other members of the genus at Gisborne. From my own collection however, *D. celaena* is not uncommon in nearby Riddells Creek.

These anomalies may reflect the relatively sombre appearance of the moths in the genus leading to their being overlooked by collectors. Only *D. catocalina* is obviously different in appearance, yet is relatively poorly represented. The other species are superficially similar which may have led to fewer specimens being taken. There are other possibilities however. There may have been a shift of distribution patterns over the past century. With increased use of lights as an attractant, the method of collection may have affected the numbers collected.

*D. catocalina* and *D. lucasii* appear to be distributed further to the west and north west of the state than the other species. The appearance of *D. catocalina* in the collection from northwest Victoria and central Australia indicate an adaptability to drier habitats.

As this recording of data proceeds it is expected that much more new information will emerge about the distribution and biology of other Victorian moths.

### Acknowledgements

I would like to thank Mr. Ted Edwards (ANIC, CSIRO entomology) for his support and advice. In particular his key for separation of species was essential to this paper. Dr. Ken Walker from the Melbourne Museum has been of considerable support in reviewing this paper and in the preparation of the excellent photographs. M/s Catriona McPhee from the Melbourne Museum has helped considerably with my understanding of the collection and its preservation.

### References

Common, I.F.B. Moths of Australia. Melbourne University Press, 1990

Edwards, (Ted) E.D. Oenosandridae in Checklist of the Lepidoptera of Australia. E.S. Nielsen, E.D. Edwards and T.V. Rangsi (Eds). CSIRO Publishing, 1996

Geoscience Australia Web Site: [www.auslig.gov.au/mapping/names/nategaz.htm](http://www.auslig.gov.au/mapping/names/nategaz.htm)

## Notes on a mating pair of *Synemon collecta* Swinhoe (Lepidoptera: Castniidae)

Kelvyn L. Dunn  
e-mail: kelvyn\_dunn@yahoo.com

### Summary

Observations on a mating pair of the Sun Moth, *Synemon collecta* Swinhoe in south-eastern Queensland are detailed and compared with those reported for *S. magnifica* Strand in New South Wales. The stance of the couple implied a dominant male (carrier), but the male refused to fly, and instead hauled the female to shelter when disturbed.

### Observations

Locality: Inglewood State Forest, at 26km north (by road) of Canning Creek, near Inglewood Qld. The population occurred on both sides of the highway, but adults were commoner on the RHS heading towards Millmerran (easterly side) (28°11'S, 151°01'E).

Habitat: open eucalypt-bulloak woodland with understorey of mixed tall grasses.

Date: 19 March 1994, 1130am - 12:00pm EST (1130-1200h)

Weather: sunny, hot, with south-easterly breeze, Temp: not recorded but estimated at c.30°C.

### General notes

*Synemon collecta* seems a widespread species on the Darling Downs. Males patrol larval hosts as a means of mate-location (Dunn 1996). At the Inglewood colony, a number of males were seen flying rapidly about, and over tall grasses, at heights variably up to about one metre above ground. The males were highly localised within the habitat, probably associated with a larval host plant. In late morning during the 30 minutes observation, adults were very active, wary in flight, and none was seen to perch.

In the case of *S. laeta* Walk. near Leyburn Qld, a possible mimicry relationship with two dominant butterfly species was suggested (Dunn 1996). In contrast, none of the six butterflies that shared the grassy habitat at Inglewood (seen during the specified observation period) visually resembled *S. collecta* either during flight or in terms of general coloring. At the time the Sun Moth was co-dominant with the meadow argus butterfly, *Junonia villida* (Fabr.) (Nymphalidae).

### Mating encounter

At exactly noon (1200h) a mating pair of *S. collecta* was discovered resting exposed on a near erect basal leaf of a *Lomandra* sp. probably *L. filiformis* growing in a patch of grassland within the larger open woodland habitat. The male was clasping onto a leaf that sloped out about 20° from perpendicular, with wings folded backward over his body in triangular, tent-like fashion. Because of the minor inclination, he was hanging out slightly from the rigid leaf blade, facing upward, and was situated about 10cm above ground. The female was hanging limply from the male's abdomen, flapping her wings. This wing flapping drew observer's attention (from some three metres away) to the otherwise inconspicuous pair. After a minute or so (estimated) she stilled, resting with her legs tucked up against her thorax in a stance similar to what some moths adopt when feigning death. The female was freshly emerged - her wings were still partially limp. The male was in good condition, but with a few chips to the forewing. The duration of copulation was not determined.

### Effect of disturbance

The male was uppermost and was assumed the probable carrier if couples fly. The couple was then disturbed, by lightly taping their substrate to encourage a nuptial flight to confirm this. The male did not fly, but instead crawled about for a few seconds to reposition (the suspended female continued to remain immobile with legs tucked up as per prior to disturbance). When disturbed repeatedly, the male crawled lower down the leaf to reposition very close to ground, with female still suspended.

### Discussion

Shelter-seeking escapism, the response to repeated disturbance, might normally be utilised during windy weather, but seems of limited value in escaping a would-be predator. The couple may rely on camouflage whilst mating to avoid predation, albeit that the female's initial flapping seemed counter productive to elusiveness. Perhaps flapping is limited to the commencement of copulation after releasing the substrate to hang from the male. Alternatively, it possibly served as an alarm response at approach of observer, but this seems unlikely as flapping ceased quickly, and did not recommence even after disturbance.

Common and Edwards (1981) reported mating behavior in *S. magnifica* Strand in Royal National Park, NSW. Copulation lasted from 1145 to 1500 hours during which both sexes remained almost motionless, other than maintaining orientation towards the sun. The illustration of the couple showed both sexes grasping the substrate, with both facing head-upwards, and with the female slightly higher than the male. From such a position a nuptial flight seems unlikely, and indeed, the couple might experience difficulty moving in unison if disturbed, perhaps explaining their motionlessness. At no time was one sex suspended or carried in any way.

Given that in ancient ('primitive') groups females might be anticipated to be carriers (Dunn 2000), the male uppermost in the *S. collecta* example is unexpected. If this is typical generic behavior, nuptial flights in *Synemon* may not be possible as the female is larger and may be too heavy. Moreover, an undefined carrier in the couple documented by Common and Edwards (1981) is similarly unusual. If the female sometimes carries then a nuptial flight might be possible. Mating between *Synemon* species and even individual couples no doubt varies, and it is premature to conclude from just two isolated incidents involving different species.

Carrier aspects of the mating pair of *S. collecta* appeared in Dunn (2000), but the substrate of the couple was given as "tall grasses", whereas factually the *Lomandra* substrate was growing amongst such. The mating pair was preserved and is now in ANIC and labelled "in cop."

### Acknowledgement

E.D. Edwards (CSIRO) kindly commented on this communication.

### References

- Common, I.F.B. and Edwards, E.D. 1981. The life history and early stages of *Synemon magnifica* Strand (Lepidoptera: Castniidae). *J. Aust. ent Soc.* 20: 295-302.
- Dunn, K.L. 2000. Carrying pair behavior and mating times in some Indo-Australian butterflies and day-flying moths. *Victorian Ent.* 30(5): 63-70
- Dunn, K.L. 1996. Territorial and oviposition behavior in the sun moth *Synemon laeta* Walk. (Lepidoptera: Castniidae). *Victorian Ent.* 26(2): 36-39



# Report on Survey of Ocean Grove Nature Reserve

Daniel Dobrosak, 66 Wiltonvale Avenue, Hoppers Crossing 3029

## Introduction

Ocean Grove Nature Reserve is located off Grubb Road, Ocean Grove approximately 25km south-east of Geelong, Victoria. The reserve holds the only significant example of original woodland of the Bellarine Peninsula. The reserve is rectangular in size, approximately 1600m by 900m (143 ha) and containing two large ponds supporting a significant waterfowl habitat. The woodland habitat within the reserve is in stark contrast to the surrounding cleared farmland

## Survey Result

The Survey was held on a warm, windy day on 25th November 2001 and attended by seven members and friends under the supervision of Daniel Dobrosak (NRE Research Permit 10001393).

The species list is shown in Tables 1 and 2.

Table 1 List of Terrestrial insects collected at Ocean Grove Nature Reserve on 25 November 2001.

Order	Family	Genus/Species	Notes
Coleoptera	Chrysomelidae	<i>Peltochema suturolis</i> (Germar).	Adults collected from <i>Acacia pycnantha</i>
Coleoptera	Chrysomelidae	<i>Chrysotharta varicollis</i> (Chapuis).	Adults and larvae from <i>Eucalyptus</i> sp.
Coleoptera	Chrysomelidae	<i>Dicranosterna immaculata</i> (Marsham).	Parasitised larva from <i>Acacia mearnsii</i>
Coleoptera	Chrysomelidae	<i>Calomela ioptera</i> Baly	Adult from <i>Acacia pycnantha</i>
Coleoptera	Chrysomelidae	<i>Paropsis atomaria</i> Olivier	Adult collected from dead wood
Coleoptera	Chrysomelidae	<i>Chrysocephalus concors</i> (Boisduval)	Adult collected from <i>Acacia pycnantha</i>
Coleoptera	Chrysomelidae	<i>Peltochema orphana</i> (Germar)	Adult collected from <i>Acacia mearnsii</i>
Coleoptera	Cerambycidae	<i>Ancinta</i> sp.	Adults collected from <i>Acacia paradoxa</i>
Coleoptera	Cerambycidae	<i>Pempsamacra dispersa</i> Newman	Adults collected from <i>Acacia paradoxa</i>
Coleoptera	Cerambycidae	<i>Senoderus suturalis</i> Olivier	Adults collected from <i>Acacia mearnsii</i>
Coleoptera	Buprestidae	<i>Cisseis</i> sp.	Adults collected from <i>Acacia paradoxa</i>
Coleoptera	Buprestidae	<i>Agrilus australasiae</i> Laporte & Gory	Adults collected from <i>Acacia paradoxa</i>
Coleoptera	Curculionidae	<i>Leptopius squalidus</i> Boheman	Fruit tree root weevil. Adults collected from <i>Acacia paradoxa</i> - common
Coleoptera	Belidae	<i>Rhinotia sparsa</i> (Germar)	Adults collected from <i>Acacia paradoxa</i>
Coleoptera	Belidae	<i>Rhinotia phoenicoptera</i> (Germar)	Adults collected from <i>Acacia paradoxa</i>
Coleoptera	Belidae	<i>Rhinotia suturalis</i> (W.S. Macleay)	Adults collected from <i>Acacia paradoxa</i>
Coleoptera	Scarabaeidae	<i>Diphucephala</i> sp.	Adult collected 'in flight'. Very common
Coleoptera	Lycidae	<i>Metriorrhynchus</i> sp.	Adult collected from <i>Acacia paradoxa</i>
Coleoptera	Coccinellidae	<i>Cleobora mellvi</i> Mulsant	Larva
Lepidoptera	Nymphalidae	<i>Heteronympha merope merope</i> (Fabricius)	Common Brown (male)
Lepidoptera	Nymphalidae	<i>Vanessa itea</i> (Fabricius)	Australian Admiral
Lepidoptera	Zygaenidae	<i>Pollanisus viridipulverulenta</i> (Guerin-Meneville)	Forester moth. Very common
Lepidoptera	Pieridae	<i>Pieris rapae rapae</i> (Linnaeus)	Cabbage white - sighted only, common
Lepidoptera	Pieridae	<i>Belenois java teutonia</i> (Fabricius)	Caper white - sighted only
Lepidoptera	Geometridae	<i>Oenochroma vinaria</i> Guenée	Looper moth larva on <i>Hakea serica</i>
Lepidoptera	Lymantriidae	Lymantriidae sp.	Tussock moth larva on <i>Acacia decurrens</i> -sighted only
Hymenoptera	Ichneumonidae	Ichneumonidae sp. possibly <i>Lissopimpla excelsa</i> (Costa)	Wasp
Hymenoptera	Tiphidae	<i>Hemithynnus tillyardi</i>	Wasp (wingless female)



Table 2 List of Aquatic insects collected at Ocean Grove Nature Reserve on 25 November 2001.

Order	Family	Genus/Species	Notes
Odonata	Lestidae	<i>Austrolestes analis</i>	adult
Odonata	Coenagrionidae	<i>Xanthagrion erythrocephalum</i>	adult
Odonata	Coenagrionidae	<i>Ischnura aurora</i>	larva
Odonata	Aeshnidae	<i>Aeshna brevistyla</i>	adult
Odonata	Aeshnidae	<i>Hemianax papuensis</i>	larva
Odonata	Aeshnidae	<i>Hemianax papuensis</i>	adult
Odonata	Corduliidae	<i>Hemicordulia tau</i>	adult
Odonata	Libellulidae	<i>Diplacodes bipunctata</i>	adult
Odonata	Libellulidae	<i>Orthetrum caledonicum</i>	adult
Odonata	Libellulidae	<i>Orthetrum caledonicum</i>	larva
Hemiptera	Corixidae	<i>Sigara</i>	adult
Hemiptera	Hydrometridae	<i>Hydrometra</i>	adult
Hemiptera	Notonectidae		adult
Diptera	Chironomidae		larva
Diptera	Ceratopogonidae		larva
Coleoptera	Hydrophilidae		larva
Coleoptera	Dysticidae		adult
Coleoptera	Dysticidae	<i>Lancetes lanceolatus</i>	adult
Coleoptera	Dysticidae		larva
Coleoptera	Scirtidae		larva

## Discussion

Museum Victoria (2002) has an comprehensive bioninformatics web page on Victorian butterflies (see <http://www.museum.vic.gov.au/bioinformatics/butterfly/index.htm>), it includes Ocean Grove Nature Reserve within a 30 x 30 minute latitude/longitude grid that encompasses much of the Bellarine Peninsula as well as the Mornington Peninsula. The butterfly species count for this 30 x 30 minute grid is 46.

The Viridans (1997) CD rom includes 16 butterfly species within the 10 x 10 minute grid that includes Ocean Grove Nature Reserve.

All butterfly species collected or seen at Ocean Grove Nature Reserve on the survey date are included in the above two databases.

The most interesting aquatic insect from OGNR was the beetle larva from the family Scirtidae. They are fairly easily recognised by their body shape, a bit like a silverfish, and their long antennae. Their common name is Marsh Beetle and they feed on detritus.

Species that were abundant on the day were the cabbage white butterfly, *Pieris rapae rapae*, the small blue-green metallic forester moth, *Pollanisus viridipulverulenta* and the small metallic, blue-green scarab beetle in the genus *Diphucephala*. These small scarab beetles (Fig 1.) were very common in flight on the day and found resting on most plants within the reserve.

The local Scout Troop was visiting the reserve while we were there to work on their World Conservation Badge. They were pleased to find us and soon took over the netting activities, producing a number of the specimens that were identified in the survey. We were able to give information about the insects that they saw and hope to have added to their enthusiasm for nature study and conservation. Subsequently we received a thank you certificate for the help we had given towards them achieving their badge.

The results of the survey were significant in that the list of specimens probably represents the only general, published survey result of insects other than butterflies for this region.

### Acknowledgments

Peter Carwardine, Ian Endersby, Stephen Smith, Bob Thompson and Geoff Weeks assisted with identification of specimens. Ian Endersby provided the list of Aquatic insects and assisted in preparation of the report.

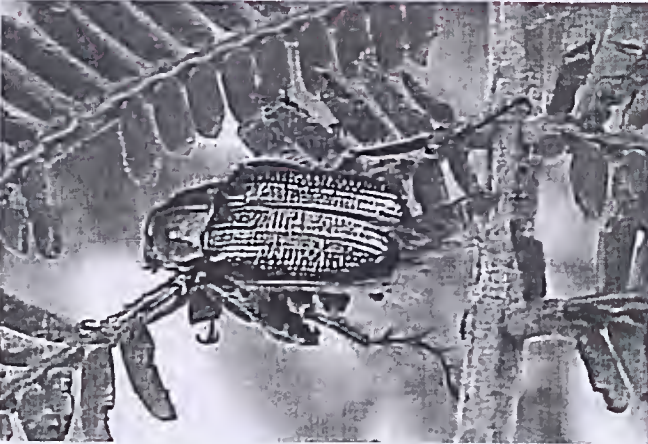


Fig. 1 Small blue-green scarab beetle, *Diphucephala* sp. common at Ocean Grove Nature Reserve on the survey day.

### References

Museum Victoria (2002), Bioinformatics Butterfly web site; URL:  
<http://www.museum.vic.gov.au/bioinformatics/butter/index.htm>

Viridans (1997). Victorian Butterfly Database CD ROM. Viridans Biological Databases.

### Excursion to "SUNNYBANK", Vaughan Springs Road, Glenluce. 10:30am

**Directions from Melbourne:** First, get yourself along the Calder highway to the town of Malmesbury. At the end of the township of Malmesbury you will see a large sign on your left directing you to "Mineral Springs Area" and also "Daylesford". Turn left here. From this turn, you will travel for 3.8km 'til reaching another road sign directing you to the right. A first (tourist) sign will read "Vaughan Mineral Springs". This will be followed by a normal street sign some metres after that. This will read "Vaughan Springs Rd" and "Glenluce". Turn right here. "**SUNNYBANK**" is exactly 16.2km from this turn off. Use your trip meter if you have one. You will cross the Loddon River twice. The 1<sup>st</sup> time over an unnamed bridge at 8.9km from the turn off. At 9.4km you will pass the DOXA Youth Camp. At 11.4km the road will become gravel and stay that way for a couple of kms. There will be a T-junction at 12km. Turn left. You will encounter Middleton's Creek Bridge just after this turn. The bitumen road will re-commence at 13.7km. You are now in Glenluce. See the Glenluce Oak tree on the hillside on your left at 14.4km. You will then encounter the 2<sup>nd</sup> Loddon River crossing - Warburton's Bridge - at 15.5km. Immediately thereafter you will see two houses on your right. You will then start to drive up a hill. At the crest of the hill - in the hill-cutting - you will start to descend to a copse of old Yellow Box trees with a stone gateway emerging on your right. That's us!

## OFFICE BEARERS

- PRESIDENT:** *Dr Allan Kellehear, 37 Villamanta Street, Geelong West 3218*
- HON SECRETARY:** *Jan Tinetti, 138 Noone Street, Clifton Hill, 3068. ph. 9486 2865 (AH)*
- HON TREASURER:** *Ian Endersby, 56 Looker Road, Montmorency 3094. ph. 9435 4781 (AH)*
- HON EDITOR:** *Daniel Dobrosak, 66 Wiltonvale Avenuc, Hoppers Crossing 3029  
ph 8635 7431 (BH) ph 9749 1476 (AH)*
- EXCURSIONS SEC:** *Peter Carwardine, 5/154 Grange Road, Carnegie 3163  
ph. 9571 8958 (AH)*
- PUBLIC OFFICER:** *Ian Endersby, 56 Looker Road, Montmorency 3094. ph. 9435 4781 (AH)*
- IMMEDIATE PAST PRESIDENT:** *Peter Carwardine, 5/154 Grange Road, Carnegie 3163.  
ph. 9571 8958 (AH)*

**COUNCILLORS:** *David Stewart.*

## CONTRIBUTIONS TO THE VICTORIAN ENTOMOLOGIST

The Society welcomes contributions of articles, papers or notes pertaining to any aspect of entomology for publication in this Bulletin. Contributions are not restricted to members but are invited from all who have an interest. Material submitted should be responsible and original. The Editor reserves the right to have articles refereed. Statements and opinions expressed are the responsibility of the respective authors and do not necessarily reflect the policies of the Society.

Items printed must not be reproduced without the consent of the author and Council of the Entomological Society of Victoria Inc.

Contributions may be typed on A4 paper or *preferably* sent to the Hon. editor on an IBM formatted disk in *Microsoft Word for Windows, WordPerfect* or any recognised word processor software with an enclosed hard copy. Contributions may also be E-mailed to Internet address: [ddobrosak@nlra.net](mailto:ddobrosak@nlra.net).

The deadline for each issue is the third Friday of each odd month.

The Society's Home Page on the World Wide Web is located at:

<http://www.vicnet.net.au/~vicento/>

## ADVERTISING

The charge for advertising is \$5.00 per half page.

The *Victorian Entomologist* is printed at MOORE Business Systems, Shell House Lower Lobby, 1 Spring Street, Melbourne, Victoria, 3000.

# CONTENTS

	Page
Minutes of General Meeting, 16 August 2002	61
Minutes of Council Meeting, 20 September 2002	63
Mariott, P, Notes on Moths of the Genus <i>Discopplebia</i> (R. Felder, 1874) (Lepidoptera: Noctuoidea: Oenosandridae)	64
Dunn, K.L. Notes on a mating pair of <i>Synemon collecta</i> Swinhoe (Lepidoptera: Castniidae)	72
Dobrosak, D. Report on Survey of Ocean Grove Nature Reserve	74
Excursion Notice to Glen Luce	77

## DIARY OF COMING EVENTS

### Friday 18 October General Meeting

Dr. Jenny Shield will present a talk on Spiders of the Box-Ironbark Forests of Victoria

### Friday 15 November Council Meeting

Saturday 23 November, 10:30 am Excursion to Glen Luce near Castlemaine  
(see page 77 for details)

### Friday 13 December General Meeting - Members Night

Members and visitors will give short talks and slide presentations

Scientific names contained in this document are *not* intended for permanent scientific record, and are not published for the purposes of nomenclature within the meaning of the *International Code of Zoological Nomenclature*, Article 8(b). Contributions may be refereed, and authors alone are responsible for the views expressed.